

Wall Lamp ELX-LWA



3.000K 4.000K 5.000K 6.000K

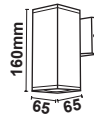
Specification

Daya (W)	Input Voltage	Frequency Amp	LED Efikasi	Total Lumen	CRI	Temperatur Warna	Proteksi	Material
3W	AC100-240V	50/60Hz	80Lm/W	240Lm	>80Ra (<i>>90Ra Optional</i>)	3000K/4000K/6000K	IP65	Die Casting Aluminium
6W	AC100-240V	50/60Hz	80Lm/W	480Lm	>80Ra (<i>>90Ra Optional</i>)	3000K/4000K/6000K	IP65	Die Casting Aluminium
12W	AC100-240V	50/60Hz	80Lm/W	960Lm	>80Ra (<i>>90Ra Optional</i>)	3000K/4000K/6000K	IP65	Die Casting Aluminium
18W	AC100-240V	50/60Hz	80Lm/W	1.440Lm	>80Ra (<i>>90Ra Optional</i>)	3000K/4000K/6000K	IP65	Die Casting Aluminium


Model : ELX-LWA216-3W



Dimension (mm)



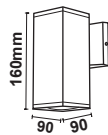
Application



Model : ELX-LWA216-6W



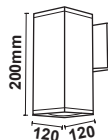
Dimension (mm)



Model : ELX-LWA216-12W



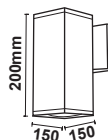
Dimension (mm)



Model : ELX-LWA216-18W



Dimension (mm)



- * Easy maintenance
 - Modular LED for easy replacement
 - Opening and closing possible of LED module part and power supply part
 - Customizable beam angle
 - Temperature max 50°